MEDWIN PUBLISHERS
Committed to Create Value for Researchers

Journal of Infectious Diseases & Travel Medicine

ISSN: 2640-2653

The Amazon as a Living Laboratory: Eight Days in the Peruvian Amazon and the Lessons it Holds for Travel Medicine, Infectious Diseases, Biodiversity, and Planetary Health

Antony S* and Aquino B

Texas Tech University Health Sciences Center, USA

***Corresponding author:** Suresh Antony, Texas Tech University Health Sciences Center, El Paso, Texas, 1205 N Oregon El Paso, Texas 89902, (915)588-0514, Orcid: 0002-7677-5369

Perspective

Volume 10 Issue 2

Received Date: November 21, 2026

Published Date: November 27, 2026

DOI: 10.23880/jidtm-16000208

Introduction

Our recent journey to the Peruvian Amazon provided a unique opportunity to explore one of the most biologically diverse ecosystems on Earth while gaining a deeper appreciation for the relationship between environmental and human health. As healthcare professionals, we spend much of our careers studying human biology and disease. The Amazon offered a chance to step beyond the clinical setting and observe biology functioning on a much larger ecological scale.

While biodiversity is often discussed in textbooks and scientific literature, experiencing it firsthand is entirely different. During our eight days in Peru, we traveled by boat through the Amazon River and its tributaries, explored the rainforest, and observed wildlife in its natural habitat during both daytime and nighttime excursions. We encountered several species of New World monkeys, including spider monkeys, woolly monkeys, and marmosets, along with a remarkable variety of birds such as hawks, owls, vultures, and numerous other avian species [1].

Equally fascinating was the forest's rich plant life. Many local plants have long been used by Indigenous communities and village healers for medicinal purposes, ranging from the treatment of respiratory and gastrointestinal illnesses to wound care and other traditional therapeutic applications. These practices reflect generations of accumulated ecological and medical knowledge.

What impressed us most was not simply the number of species present, but the intricate web of interactions that connected them. The rainforest functions as a highly organized biological system in which plants, insects, birds, mammals, reptiles, and microorganisms continuously interact to maintain ecological balance. As physicians, this experience encouraged us to view the rainforest through a broader lens, recognizing the profound connections between biodiversity, ecosystem health, and human well-being.

Journey to the Forest Lodge

Our Amazon experience began with a small boat journey along the Amazon River before traveling deeper into its tributaries and the Peruvian rainforest. As we moved farther from areas of human development, the landscape became increasingly dominated by water, dense vegetation, and wildlife.

In this region, the river serves as far more than a means of transportation. It is the lifeline of the forest, providing access to food, water, commerce, and communication for the communities that live along its banks. The intimate relationship between the river and the surrounding ecosystem was immediately apparent, with dense vegetation and abundant wildlife lining the waterways.

Our lodge, a simple structure without electricity located in the heart of the forest, created a profound sense of separation from the modern world. In place of urban noise were the sounds of birds, insects, frogs, monkeys, and the constant movement of water. The experience highlighted how completely life in the rainforest is shaped by the natural

CC BY

environment.

The climate was challenging. High temperatures and humidity made even modest physical activity demanding, reminding us of the importance of thermoregulation, hydration, and physiological adaptation to extreme environments [2].

The lodge also served as an ideal base for exploring the surrounding rainforest. Each excursion revealed a different aspect of the ecosystem. Some encounters involved watching monkeys move through the canopy, while others focused on searching for birds, reptiles, and mammals whose remarkable camouflage often rendered them nearly invisible. Every journey reinforced the extraordinary complexity and diversity of the Amazon rainforest (Figure 1).



Figure 1: Our mode of transport in the rainforest.

The Amazon Rainforest: Vegetation and Environment

Exploring the rainforest on foot was one of the most fascinating aspects of our journey. The density and complexity of the vegetation could not be fully appreciated until we experienced it firsthand. The rainforest is organized into several distinct vertical layers, each supporting its own unique ecosystem. At the base is the forest floor, covered with fallen leaves and organic matter. Above it lies the dense canopy, a continuous layer of interlocking branches and foliage that forms the primary habitat for much of the rainforest's wildlife. Rising above the canopy are the emergent trees, the tallest giants of the forest, which receive the greatest exposure to sunlight.

Understanding this layered structure was essential to appreciating the forest's biodiversity. Many of the New World monkeys we observed, including spider monkeys, woolly monkeys, and marmosets, spent most of their time in the canopy. Their prehensile tails allowed them to move effortlessly among branches high above the forest floor. Often, what first appeared to be leaves swaying in the wind revealed itself, upon closer inspection, to be monkeys traveling silently through the treetops.

The plant life was equally remarkable. Towering trees competed for sunlight, while vines and lianas climbed their trunks and branches in search of access to the canopy. Epiphytes, including orchids and bromeliads, grew on the surfaces of trees without rooting in the soil. Beneath them, the forest floor was covered with a continuous layer of leaves, branches, and other organic material.

This material does not simply accumulate. The warm, humid environment and abundant rainfall promote rapid decomposition by fungi, microorganisms, and invertebrates. Nutrients released during this process are quickly recycled back into the ecosystem, supporting new plant growth and sustaining the extraordinary biodiversity of the rainforest [3].

The Amazon therefore functions as a highly efficient biological recycling system. Plants, animals, microorganisms, soil, water, and the atmosphere are interconnected in a continuous cycle of growth, decomposition, and renewal. Observing these processes firsthand provided a striking reminder that the health of the rainforest depends on countless biological interactions occurring simultaneously, many of them unseen, yet all essential to maintaining the stability of this extraordinary ecosystem (Figures 2 & 3).



Figure 2: Dense Rainforest Vegetation.

Copyright© Antony S and Aquino B.



Figure 3: Ancient trees deep in the forest (over 200 years old).

Monkeys of the Amazon

One of the highlights of our journey was observing several species of monkeys in their natural habitat. These primates belong to the group known as **New World monkeys**, which are native to Central and South America. Many possess a distinctive **prehensile tail**, capable of grasping branches and functioning almost as a fifth limb for balance and movement. These species differ significantly from the Old World monkeys and apes found in Africa and Asia. Among the most memorable primates we encountered were spider monkeys, woolly monkeys, and marmosets.



Figure 4: Spider Monkey.

Spider Monkeys

Spider monkeys were among the most impressive animals we observed in the rainforest. Their long limbs and highly developed prehensile tails make them exceptionally adapted to life in the forest canopy.

They move through the treetops by swinging, climbing, and reaching between branches, often traveling great distances without descending to the forest floor. Their tails provide additional support and stability, allowing them to navigate the three-dimensional environment of the canopy with remarkable agility.

Spider monkeys also exhibit complex social behavior. They live in groups that periodically divide into smaller subgroups and later reunite, a pattern known as fission-fusion social organization. Because visual contact is often limited within the dense forest, they rely on vocalizations and body movements to maintain communication with one another (Figure 4).

Woolly Monkeys

Woolly monkeys provided an interesting contrast to the spider monkeys. These robust primates have dense fur, powerful limbs, and are also highly adapted to life in the trees. Their movements through the canopy are generally slower and more deliberate than the agile swings of spider monkeys.

Their diet consists primarily of fruits, leaves, and other plant material. As they move through the forest, they play an important ecological role by dispersing seeds through their feeding activities. In this way, woolly monkeys contribute directly to forest regeneration and the distribution of plant species.

Observing these animals highlighted an important ecological principle: primates are not merely inhabitants of the rainforest but active participants in maintaining its biodiversity. Their daily activities help sustain the health and diversity of the ecosystem (Figure 5).

Copyright© Antony S and Aquino B.



Figure 5: Woolly Monkey.

Marmosets

Marmosets were among the most challenging primates to observe because of their small size and preference for the upper levels of the canopy. Their diminutive stature allows them to exploit food sources and habitats that are inaccessible to larger monkeys.

Their specialized feeding habits, social behavior, and agility demonstrate how multiple primate species can coexist within the same rainforest while minimizing competition for resources. Each species occupies its own ecological niche, contributing to the remarkable diversity of the Amazon ecosystem [1,4].

We also visited monkey rehabilitation centers that rescue primates from the illegal wildlife trade and prepare them for eventual release back into the wild. One notable example is **Monkey Island**, a conservation project dedicated to rehabilitation, education, and wildlife protection (Figure 6).



Figure 6: Orphaned Baby Sloth monkey.

Lessons from the Primates of the Amazon

Observing spider monkeys, woolly monkeys, and marmosets in a single journey illustrated the remarkable evolutionary diversity within the order *Primates*. Although they share many fundamental characteristics, these species differ considerably in body size, movement, feeding behavior, social organization, and ecological roles [2,3].

As physicians, it was difficult not to recognize our own biological connections to these animals. At the same time, their diversity demonstrated how evolution has produced highly specialized adaptations that allow different species to thrive within the same environment. Together, these primates serve as important indicators of forest health and remind us that the preservation of biodiversity is essential for maintaining resilient ecosystems.

The Birds of the Amazon

The Amazon's birdlife was one of the most striking aspects of the journey. Even when birds were hidden within the dense vegetation, their calls were a constant presence throughout the forest. We observed a wide variety of species, including vultures, eagles, hawks, owls, and numerous other birds, each occupying a distinct ecological niche.

Vultures

Vultures were particularly fascinating because of their role as scavengers. Rather than hunting live prey, they feed on animal remains, helping remove carcasses from the environment. We frequently observed them feeding along the riverbanks.

From an ecological and medical perspective, vultures perform an important service. By rapidly disposing of decaying animal matter, they contribute to nutrient recycling and help maintain ecosystem health. Their activities reduce the accumulation of organic waste and accelerate the return of nutrients to the environment (Figure 7).



Figures 7: Vultures.

Eagles and Hawks

Eagles and hawks were commonly seen soaring above the forest and rivers. Their keen eyesight, powerful talons, and specialized beaks are adaptations that make them highly effective predators. These birds occupy the top levels of the food chain and play an important role in regulating populations of smaller animals. Their presence highlights the interconnected nature of the rainforest ecosystem, where

Copyright© Antony S and Aquino B.

predators depend upon healthy populations of prey, which in turn rely on plants, insects, and other components of the forest (Figure 8).



Figure 8: Eagles and hawks.

Owls

Owls provided a memorable glimpse into the rainforest after dark. Adapted for nocturnal hunting, they rely on exceptional hearing and vision to locate prey in low-light conditions. Their distinctive calls often echoed through the forest during the evening hours [5].

Observing owls underscored how dramatically the rainforest changes after sunset. Many species that remain hidden during the day become active at night, creating an entirely different dimension of ecological activity (Figures 9-12).





Figure 9: Toucan tropical bird sitting on a tree branch in natural wildlife environment in rainforest jungle.



Figure 10: Hoatzin moving among branches over the water, with wings spread (Opisthocomus hoazin).



Figure 11: Close-up of a Blue and Yellow Macaw Parrot with Vibrant Feathers.



Figure 12: White Heron, Great Egret, Standing on the Lake. Water Bird in the Nature Habitat.

Reptiles, Fish and the Anaconda

Among the reptiles of the Amazon, the anaconda is perhaps the most iconic. These large snakes are well adapted to aquatic environments and are often found along riverbanks, lakes, and flooded forests. On occasion, they can be seen basking in the sun along the water's edge.

Anacondas are ambush predators that rely on camouflage, stealth, and powerful musculature rather than speed. Their ability to remain partially submerged allows them to approach prey undetected before striking and constricting it.

Copyright© Antony S and Aquino B.

Their anatomy is a clear example of evolutionary adaptation to a specific ecological niche [3,5].

The Amazon is also home to a remarkable diversity of other reptiles and amphibians, including turtles, lizards, caimans, frogs, and numerous species of snakes. Together, these animals occupy aquatic, terrestrial, and arboreal habitats and contribute to the complexity and balance of the rainforest ecosystem (Figures 13-16).

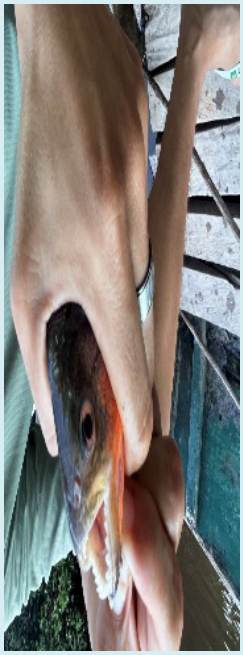

Figure 13: Red-Bellied Piranha With Big Teeth From Amazon River Basin.



Figure 14: Giant Anaconda Snake Resting In Murky River Water.

Millipede



Figure 15: Ancient Huge Trees in the Depth of the Rainforest.



Figure 16: Tarantula.

Medicinal Plants of the Amazon: Ethnobotany, Phytochemistry, and Potential Applications in Infectious Diseases

One of the most fascinating aspects of the Peruvian Amazon was learning about the region's medicinal plants and their traditional uses. For generations, Indigenous communities and local healers have used rainforest plants to treat wounds, fever, gastrointestinal disorders, inflammatory conditions, and parasitic infections. Many of these plants contain biologically active compounds that have attracted scientific interest because of their antimicrobial, antifungal, antiparasitic, and anti-inflammatory properties [4].

From an infectious diseases' perspective, these plants provide valuable leads for the discovery of new therapeutic agents. However, it is important to distinguish between traditional use, laboratory evidence, and proven clinical efficacy. While some compounds have shown promising biological activity, most require further study before they can be recommended as medical treatments (Table 1).

Copyright© Antony S and Aquino B.

Plant	Traditional Uses	Key Compounds	Potential Scientific Relevance	Current Limitations
Cat's Claw (Uncaria tomentosa)	Inflammatory disorders, gastrointestinal complaints, infections	Oxindole alkaloids, polyphenols	Immunomodulatory and anti-inflammatory effects demonstrated in experimental studies	Insufficient clinical evidence for treatment of bacterial or viral infections
Dragon's Blood (Croton lechleri)	Wound healing, diarrhea, skin disorders	Proanthocyanidins and other polyphenols	Source of crofelemer, an FDA-approved antidiarrheal medication	Not a general treatment for infectious diseases
Chuchuhuasi (Maytenus krukovii and related species)	Fever, musculoskeletal pain, inflammatory conditions	Terpenoids and related compounds	Experimental studies suggest possible anti-inflammatory and antimicrobial activity	Limited evidence regarding efficacy and safety in humans
Jergón Sacha (Dracontium loretense)	Traditional treatment for snakebite and inflammation	Under investigation	Ethnobotanical importance and potential biological activity	Should never replace antivenom or evidence-based medical treatment
Copaiba (Copaifera species)	Wounds, skin conditions, inflammatory disorders	Sesquiterpenes and diterpenic acids	Experimental antimicrobial and anti-inflammatory properties	Lack of sufficient clinical evidence for infectious disease treatment

Table 1: Selected Medicinal Plants of the Peruvian Amazon.

Cat's Claw (Uncaria Tomentosa)

Cat's claw is a woody vine native to the Amazon Basin, recognized by its distinctive hook-shaped thorns. Traditionally, its bark and roots have been used to treat inflammatory disorders, gastrointestinal symptoms, and various infections.

Scientific studies have identified oxindole alkaloids and polyphenolic compounds that exhibit immunomodulatory and anti-inflammatory effects. Although laboratory investigations suggest potential antimicrobial activity, clinical evidence supporting its use for treating human infectious diseases remains limited (Figure 17).



Figure 17: Cat's Claw.

Dragon's Blood (Croton Lechleri)

Dragon's blood is a rainforest tree that produces a striking red latex long used for wound healing, diarrhea, and skin conditions. The latex contains proanthocyanidins and other bioactive compounds that possess astringent and biological properties.

Perhaps its most notable contribution to modern medicine is the development of **crofelemer**, a purified derivative used as an antidiarrheal medication. This represents an important example of how traditional botanical knowledge can contribute to modern pharmaceutical development. However, Dragon's Blood should not be viewed as a broad-spectrum treatment for infectious diseases (Figure 18).



Figure 18: Dragon's Blood.

Chuchuhuasi (*Maytenus Krukovii* and Related Species)

Chuchuhuasi refers to several Amazonian tree species whose bark has traditionally been prepared as teas or decoctions to treat fever, pain, and inflammatory conditions.

Research on related species has identified terpenoids and other compounds with potentially useful pharmacological properties. While laboratory studies suggest anti-inflammatory and antimicrobial effects, evidence remains

Copyright© Antony S and Aquino B.

insufficient to establish its efficacy or safety for treating human infections. Accurate species identification is particularly important because the term "Chuchuhuasi" may refer to different plants in different regions (Figure 19).



Figure 19: Chuchuhuasi *Maytenus Krukovii* and Related Species.

Jergon Sacha (Dracontium Loretense)

Jergón sacha is a distinctive tropical plant found in the Peruvian Amazon. Traditionally, it has been used in remedies for snakebite, inflammation, and other ailments [1,5].

Although its ethnobotanical importance has generated scientific interest, there is currently inadequate evidence to support its use as either an antimicrobial agent or a treatment for venomous snakebite. Individuals suffering a snakebite should seek immediate medical care and appropriate antivenom therapy rather than relying on traditional remedies (Figure 20).



Figure 20: Jergon sacha.

Copaiba (Copaifera Species)

Copaiba trees produce an aromatic oleoresin that has long been used by Amazonian communities for managing wounds, skin disorders, and inflammatory conditions.

The resin contains sesquiterpenes and diterpenic acids that have demonstrated anti-inflammatory and antimicrobial activity in laboratory studies. However, the biological effects vary considerably depending on the species and resin composition. While copaiba remains a promising source of bioactive compounds, current evidence is insufficient to support its routine use as a treatment for bacterial or fungal infections (Figures 21 & 22).



Figure 21: Copaiba Trees.



Figure 22: Paprika Fruit.

Scientific Significance and Relevance to Infectious Diseases

These medicinal plants illustrate the remarkable pharmaceutical potential of Amazonian biodiversity. Their chemical compounds may provide leads for future antimicrobial drugs, wound-healing agents, anti-inflammatory medications, and therapies targeting parasitic diseases.

At the same time, caution is warranted. Biological activity observed in laboratory experiments does not necessarily translate into clinical benefit in humans. Rigorous research is needed to identify active compounds, evaluate toxicity, understand pharmacokinetics, and determine clinical efficacy through well-designed trials.

From a **One Health** perspective, the preservation of Amazonian biodiversity has implications that extend far beyond conservation. Protecting rainforest ecosystems helps preserve a vast library of chemical diversity that may contain future therapeutic discoveries. Equally important is the documentation and respectful study of Indigenous

Copyright© Antony S and Aquino B.

knowledge, which has guided the use of these plants for centuries.

The Amazon remains one of the world's richest natural laboratories. Its plants, fungi, and microorganisms continue to offer opportunities for discovering novel antimicrobial, antiparasitic, anti-inflammatory, analgesic, and immunomodulatory compounds. For physicians and infectious disease specialists, the rainforest serves as a powerful reminder that some of tomorrow's medicines may be hidden within today's biodiversity.

The Amazon Through a Medical Lens

As physicians, we frequently found ourselves viewing the rainforest through the lens of human health. The Amazon is a living laboratory where physiology, infectious diseases, ecology, pharmacology, and environmental science intersect in ways that are difficult to appreciate in a clinical setting.

The environmental conditions alone place significant demands on human physiology. Persistent heat and humidity challenge the body's ability to regulate temperature, while even moderate physical activity can result in substantial fluid loss. During our first few days in the rainforest, we experienced firsthand the importance of hydration, electrolyte balance, and acclimatization to a tropical environment. The abundance of insects and other arthropods also served as a reminder of the ecological relationships that underlie many vector-borne diseases.

From an infectious disease's perspective, the Amazon highlights the complex interactions between humans, animals, microorganisms, and the environment. This interconnectedness forms the foundation of the **One Health** concept, which recognizes that human health is inseparable from the health of animals and the ecosystems in which they coexist.

Wildlife populations may serve as reservoirs for pathogens, while mosquitoes, ticks, and other arthropods can act as vectors that transmit infectious agents between species. Environmental factors, including climate, vegetation, and water systems, influence the distribution of these hosts and vectors. Changes in any part of this ecological network can have important consequences for disease emergence and transmission.

These relationships are particularly relevant in the Amazon. Deforestation, agricultural expansion, mining, road construction, and increasing human migration alter natural habitats and create new interfaces between humans, wildlife, and vectors. Such environmental changes can modify patterns of disease transmission by affecting wildlife populations, vector distribution, and opportunities for pathogen spillover.

For healthcare professionals, the Amazon provides an extraordinary opportunity to observe the principles of ecology and infectious disease in real time. The rainforest demonstrates that disease is not merely a biological event occurring within an individual patient; it is often the product of interactions among organisms, populations, and the environment. Understanding these relationships is essential for addressing emerging infectious diseases, developing effective public health strategies, and protecting both human and environmental health [2,3].

Ultimately, our experience in the Amazon reinforced a fundamental lesson: the health of humans, animals, and ecosystems is deeply interconnected. The rainforest is not only a reservoir of biodiversity but also a powerful reminder that protecting environmental health is, in many respects, an investment in human health.

Reflections of the Amazon

Eight days in the Peruvian Amazon provided a perspective on biodiversity that is difficult to gain from textbooks, documentaries, or scientific papers alone. Before the trip, I understood intellectually that the Amazon was one of the world's most important ecosystems. Experiencing it firsthand revealed the extraordinary complexity, scale, and interconnectedness of life within the rainforest.

The primates were among the most memorable animals we encountered. Watching spider monkeys move effortlessly through the canopy, observing the social behavior of woolly monkeys, and searching for the smaller and more elusive marmosets highlighted the remarkable diversity of adaptation within the primate order. Their evolutionary relationship to humans made these observations particularly compelling.

The bird life added another dimension to the experience. Vultures, hawks, eagles, and owls represented diverse ecological strategies that contribute to the health and stability of the rainforest. Each species occupies a specific niche, illustrating the intricate relationships that sustain the ecosystem.

Equally impressive was the vegetation. The rainforest is far more than a collection of trees. It is a dynamic biological network in which plants, animals, fungi, microorganisms, soil, water, and climate interact continuously. Every component contributes to the function and resilience of the larger system.

Copyright© Antony S and Aquino B.

As physicians, we were repeatedly reminded of the parallels between ecology and medicine. Just as the organs of the human body function as an integrated system, the Amazon operates through countless interactions among its living and nonliving components. Understanding any single species requires understanding its relationship to the broader environment [2,5].

Lessons from Amazon Wildlife

Observing birds, reptiles, and amphibians reinforced a recurring theme throughout our journey: every species plays a role in maintaining the health of the rainforest. Scavengers recycle nutrients, predators regulate populations, seed-dispersers support plant regeneration, and decomposers return organic matter to the soil. The Amazon's extraordinary biodiversity is sustained by these countless interactions, many of which occur unnoticed yet are essential to the stability of the ecosystem.

Conclusion

Our journey through the Peruvian Amazon was far more than an adventure. It was an opportunity to witness one of the most complex biological systems on Earth and to appreciate the profound connections between biodiversity, ecosystem health, and human health.

Over eight days, we traveled deep into the rainforest by river, lived within the forest canopy's shadow, observed New World monkeys moving through the treetops, watched birds of prey patrol the skies, encountered reptiles and amphibians adapted to life in water and on land, and learned how Indigenous communities have used medicinal plants for generations. Each observation revealed another layer of the rainforest's remarkable complexity.

Viewed through a medical lens, the Amazon is a living laboratory. It demonstrates fundamental principles of physiology, adaptation, infectious disease ecology, evolution, and pharmacology. The environmental conditions challenge human physiology. The abundance of insects and wildlife illustrates the ecological relationships that influence the emergence and transmission of infectious diseases. The rainforest's medicinal plants provide a glimpse into the vast pharmaceutical potential hidden within nature's chemical diversity.

Perhaps most importantly, the Amazon offers a powerful example of the One Health concept. The health of humans, animals, plants, and ecosystems is inseparably linked. Changes in one component of the system can influence all the others. As deforestation, climate change, and human expansion continue to alter natural environments, understanding these relationships becomes increasingly important for physicians, public health professionals, and scientists alike.

Standing in the rainforest, it becomes clear that no organism exists in isolation. A spider monkey dispersing seeds, a vulture recycling nutrient, an owl hunting in the darkness, an anaconda waiting along the riverbank, or a medicinal plant producing biologically active compounds are all part of a vast and interconnected web of life. Together, these interactions sustain one of the planet's greatest reservoirs of biodiversity.

We returned home with photographs and memories, but also with something far more valuable: a deeper appreciation for the complexity of living systems and the realization that protecting the Amazon is not simply a conservation issue. It is an investment in ecological stability, scientific discovery, and ultimately, human health. The rainforest reminds us that some of our greatest lessons in medicine, biology, and sustainability may still be waiting to be discovered beneath its canopy.

References

1. de Albuquerque RDDG, León-Vargas FR, Carrasco-Montañez DD, Carranza-Gonzales JL, Ramos-Rivas YVS (2025) A review on phytochemistry and recent pharmacology of dragon's blood (Croton lechleri), a multifunctional ethnomedicinal resource from the Amazon forest. Planta Med 91(8): 409-418.

2. Keplinger K, Laus G, Wurm M, Dierich MP, Teppner H (1999) Uncaria tomentosa (Willd.) DC.—Ethnomedicinal use and new pharmacological, toxicological and botanical results. J Ethnopharmacol 64(1): 23-34.

3. Lock O, Perez E, Villar M, Flores D, Rojas R (2016) Bioactive compounds from plants used in Peruvian traditional medicine. Nat Prod Commun 11(3): 315-337.

4. Newman DJ, Cragg GM (2020) Natural products as sources of new drugs over the nearly four decades from 01/1981 to 09/2019. J Nat Prod 83(3): 770-803.

5. Sheng Y, Li L, Holmgren K, Pero RW (2001) DNA repair enhancement of aqueous extracts of Uncaria tomentosa in a human volunteer study. Phytomedicine 8(4): 275-282.

Copyright© Antony S and Aquino B.

YOUR RESEARCH DESERVES GLOBAL VISIBILITY

• Publish • Discover • Share • Connect

MEDICAL	CLINICAL	LIFESCIENCES	PHARMA
90+ OPEN ACCESS JOURNALS		400+ RESEARCH TOPICS	

SUBMIT YOUR RESEARCH
Submit your manuscript through our online submission system.

REPRINTS
If you require a reprint of any article, please contact us.
info@medwinpublishers.com

BECOME A REVIEWER
Share your expertise and contribute to scholarly publishing.

SCAN TO EXPLORE MEDWIN JOURNALS

• Journals • Submit Manuscript • Reviewer Program • Article Tracking

Our Journals indexed in

Embase® ELSEVIER | PubMed National Library of Medicine NLM | Crossref | Google Scholar | INDEX COPERNICUS INTERNATIONAL | ISSN INTERNATIONAL STANDARD SERIAL NUMBER INTERNATIONAL CENTRE | ROAD DIRECTORY OF OPEN ACCESS SCHOLARLY RESOURCES | EuroPub | Scilit | WorldCat® | Academic Resource Index ResearchBib | ADVANCED SCIENCE INDEX | INTERNATIONAL Scientific Indexing | ICMJE INTERNATIONAL COMMITTEE of MEDICAL JOURNAL EDITORS

This article published by **Medwin Publishers,** 28475 Witherspoon Dr, Novi, MI 48377, United States, +1-248-247-6042, WhatsApp +1 (248) 275-1133, info@medwinpublishers.com

© 2026, by the Authors. The articles published from this journal are distributed to the public under "**Creative Commons Attribution License**" (https://creativecommons.org/licenses/by/4.0/). Therefore, upon proper citation of the original work, all the articles can be used without any restriction or can be distributed in any medium in any form.